

Two-Year Limited Warranty to the Original Purchaser

Sonetics Corporation warrants to the original purchaser of its products, that they will be free from defects in materials and workmanship, under normal and proper use, for the period of two years from date of purchase. Sonetics Corporation will repair or replace, at its option, any parts showing factory defects during this warranty period, subject to the following provisions. This warranty applies only to a new product which has been sold through authorized channels of distribution. All work under warranty must be performed by Sonetics Corporation. All returned products must be shipped to our address, freight prepaid, accompanied by a dated proof of purchase. The purchaser voids this warranty if he, she or others attempt to repair, service or alter the product in any way. This warranty does not apply in the event of accident, abuse, improper installation, unauthorized repair, tampering, modification, fire, flood, collision, or other damage from external sources, including damage which is caused by user replaceable parts (leaking batteries, etc.). This warranty does not extend to any other equipment or apparatus to which this product may be attached or connected. The foregoing is your sole remedy for failure in service or defects. Sonetics Corporation shall not be liable under this or any implied warranty for incidental or consequential damages, nor for any installation or removal costs or other service fees. This warranty is in lieu of all other warranties, express or implied, including the warranty of merchantability or fitness of use, which are hereby excluded. To the extent that this exclusion is not legally enforceable, the duration of such implied warranties shall be limited to two years from date of purchase. No suit for breach of express or implied warranty may be brought after two years from date of purchase.



FIRECOM is a division of Sonetics Corporation
7340 SW Durham Road • Portland, Oregon 97224
800-527-0555 • 503-684-6647 • Fax: 503-620-2943
Email: sales@firecom.com • www.firecom.com

Copyright © 2006 Sonetics Corporation - All rights reserved.
The information in this document is subject to change without notice.
No part of this document may be reproduced in any form without prior written consent of Sonetics Corporation.
This document is part number 600-0007-10 RevB. Printed in Taiwan

Model FH-20

Over-the-Head,
Intercom-Only Headset
with Glove Rugged™ Plug

Part Number: 105-0191-00



Features


- Easy to grab angled Glove Rugged Plug
- Liquid foam ear seals for greater comfort
- Adjustable headband
- Detent volume control located on the ear dome
- Push-To-Talk (PTT) located on the ear dome
- Flexible mic boom with slide adjustment for accurate mic positioning
- Mic boom rotates for right or left dress
- Noise canceling electret microphone
- Coiled cord which extends up to 6 feet
- Meets NFPA 1500 standards, reducing ambient noise by 24 dB
- Designed for listening to all radio and intercom communication
- Capable of transmitting on the intercom, but not on the radio
- Single plug, used with the HM-10 & PP-20 headset modules
- Two-year warranty



Proper Fit

When worn properly, this headset will provide significant hearing protection. If it is not worn properly, the headset's effectiveness in reducing harmful noise is severely compromised.

- The length or vertical fit of the headset ear dome is adjusted by the headband. Adjust as necessary to achieve a fit that ensures the headset ear dome completely covers the ear.
- When switching between right and left dress, rotate the mic boom in an upward direction **ONLY**, as shown in the diagram below.

 **Rotating the mic boom in the wrong direction may damage the boom or wiring.**

- For maximum comfort, wear the headset as far back on the head as possible, while ensuring the ear dome still completely covers the ear. If discomfort is felt in the jawbone, you are wearing the headset too far forward.

Microphone Placement

Place the microphone in front of the mouth and **NOMORE** than 1/8" away from the lips as shown in the diagram below. Placement of the microphone is **CRITICAL** for proper operation.

 **If the microphone is positioned incorrectly, you may experience a reduction in volume and clarity of intercom and radio communication.**

Headset Volume

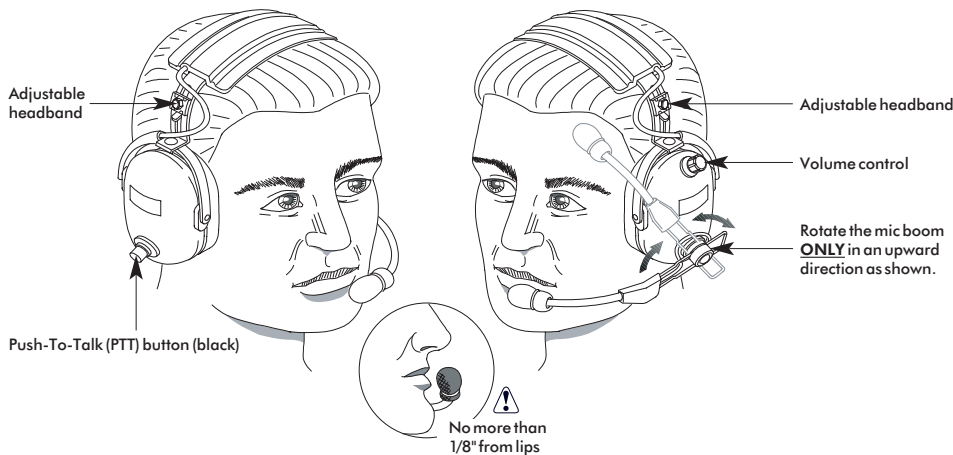
Turn the intercom volume down. Preset each headset volume to the highest setting (full clockwise). Set the intercom volume to a level above the normal comfortable listening level, but at a level which does not cause distortion. Reset the individual headset volume for best listening level.

Intercom Communication

The microphone on the FH-20 headset is only active while the black Push-To-Talk (PTT), located on the ear dome, is depressed. To communicate on the intercom, press and hold the black PTT while you are speaking. Release the black PTT when finished speaking.

Radio Transmit

The FH-20 will not transmit on the radio, it is for intercom communication **ONLY!**

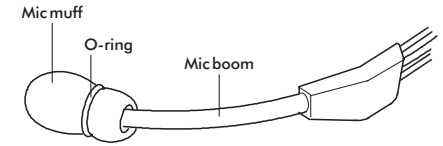



Mic Muffs

The headset microphone is covered with a washable, replaceable foam mic muff. This mic muff helps prevent the "pops" and "hisses" that can occur from speaking into a microphone that is close to the mouth.

To clean or replace the mic muff:

1. Remove the o-ring.
2. Slip the mic muff off the microphone.
3. At this time, you can decide whether to clean or replace the mic muff.



 **If you clean the mic muff, use a mild detergent, rinse it out well and let it dry completely before re-installing it on the microphone.**

4. Slide the mic muff on the microphone.
5. Install the o-ring on the mic muff to secure it.

Replacement mic muffs may be ordered from your local Firecom dealer.

Replacement Parts & Accessories

Description	Part Number
300 Ohm Speaker	108-0008-00
Acoustic Foam Set, 3 pieces (internal)	108-0027-00
Boom Assembly (flex)	108-0015-00
Cloth Covers (a dozen pairs)	108-0003-00
Coil Comm Cable (single plug)	108-0018-10
Ear Seals - Standard (pair)	108-0012-00
HE-150, 15 foot Headset Extension Cord	108-0675-00
Headset Hanger Hook	108-0676-00
Mic Muffs with O-Rings (dozen)	108-0004-00
PTT - Black	108-0010-00
Volume Control, Potentiometer	151-0001-00
Volume Control, Knob	551-0001-00

Specifications

Headsets

Sensitivity	104 dB re .0002 microbar @ 1000 Hz, 1 mW
Frequency Response	100-17,000 Hz +5 dB in 6 cc coupler
Impedance	600 ohms nominal, 150 to 1200 ohm source
Weight	21.2 oz.
Noise Reduction Rating (NRR)	24 dB

Microphone

DC Bias Supply	8-16 volts, not polarity sensitive
Source Resistance	220 to 2200 ohms
Output Voltage	370 mV @ 114 SPL re .0002 microbar
Frequency Response	Optimized for speech clarity and noise reduction
Max. Amb. Noise Level	125 dB SPL re .0002 microbar