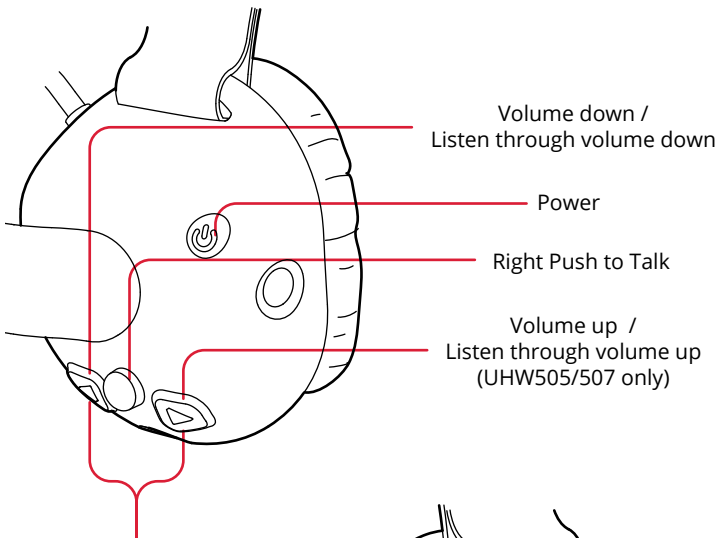


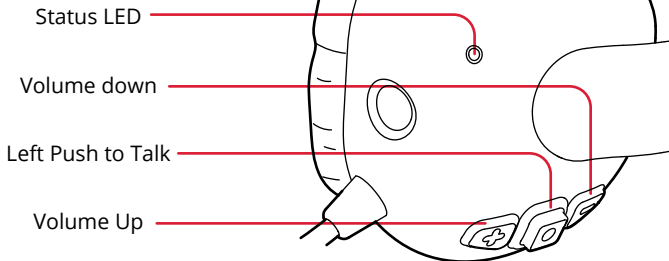


UHW50X
WIRELESS HEADSET
Quick Start Guide

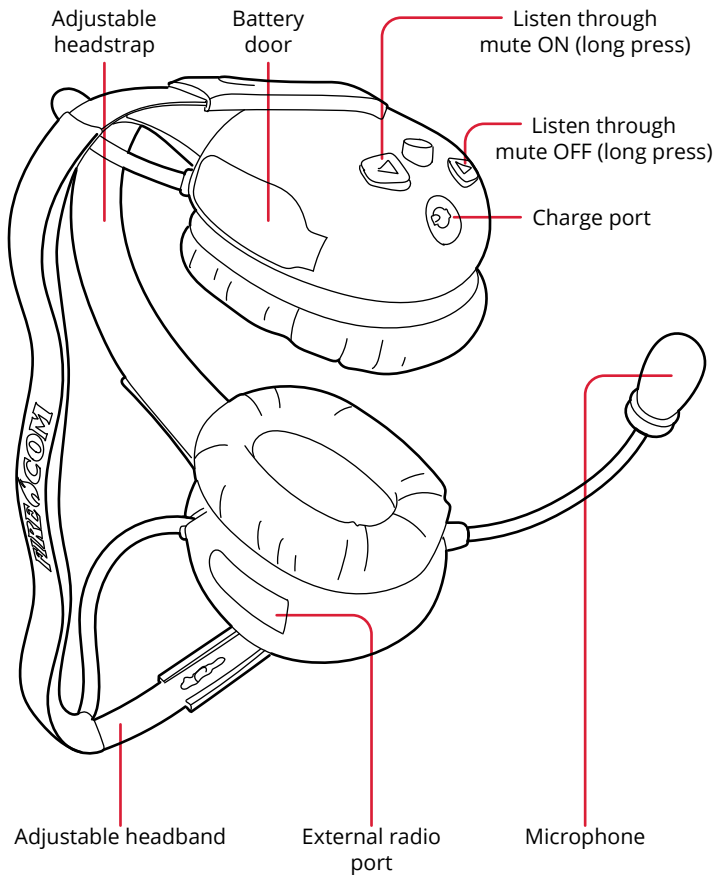
BASIC FEATURES — CONTROLS



Press both arrows to
switch between volume
and listen through



BASIC FEATURES — CONTROLS



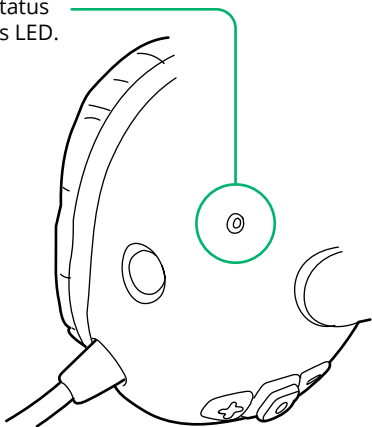
STATUS LED FUNCTIONALITY

Battery level and connection status are both shown with the status LED.

Connection Status

When powered on, the color of the LED flashes indicates connection status.

- ● ● ● On
- ● ● ● Bluetooth connected
- ● ● ● DECT pairing
- ● ● ● DECT connected
- ● ● ● DECT + Bluetooth connected



Battery Level

Number of pulses indicates battery charge level.



LED color will vary depending on connection type.

Charge Status

When plugged in, the color of the LED indicates charge state. Slow flashing indicates a charge fault.

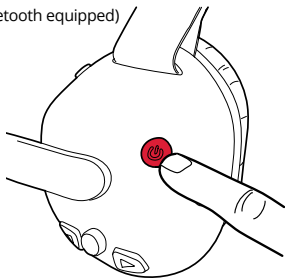
- Charging
- Fully charged
- Charge fault

NEW BLUETOOTH PAIRING (If Bluetooth equipped)

- 1: Turn off headset.
- 2: Turn on headset.
- 3: Headset enters Bluetooth pairing mode.



10 min.



- 4: On phone, search for "Sonetics-HS-XX".

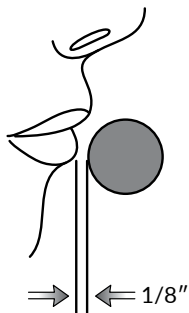
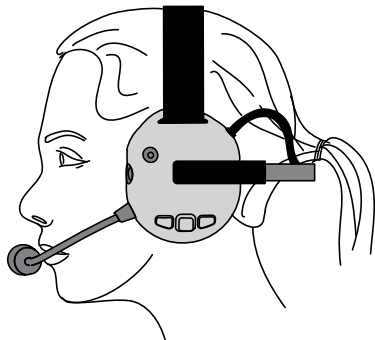
Password is "0000".

BLUETOOTH USE

Answer Call  Press left PTT button.

End Call  Press left PTT button.

MIC POSITIONING

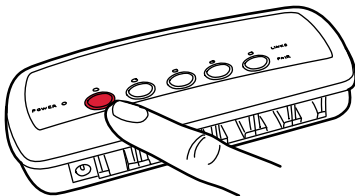


Position mic no more than 1/8" from lips.

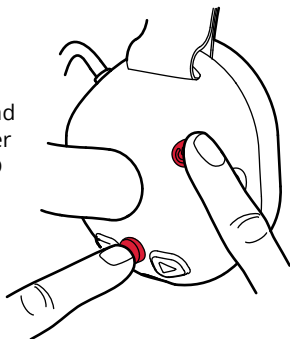
DECT PAIRING

For first use:

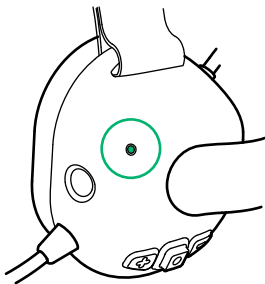
- 1: Place Base Station into pairing mode (see base station manual for details).



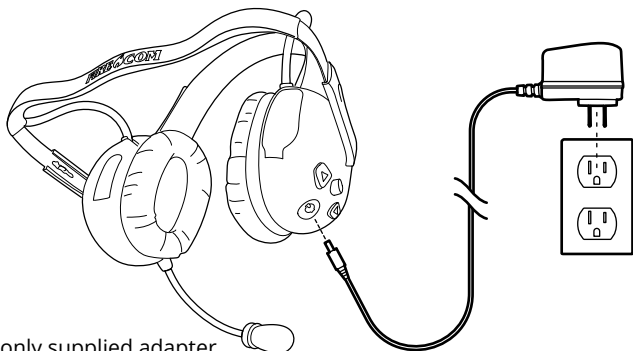
- 2: Starting with the headset off, push and hold Push To Talk, then add the Power button and hold both until status LED flashes red and green.



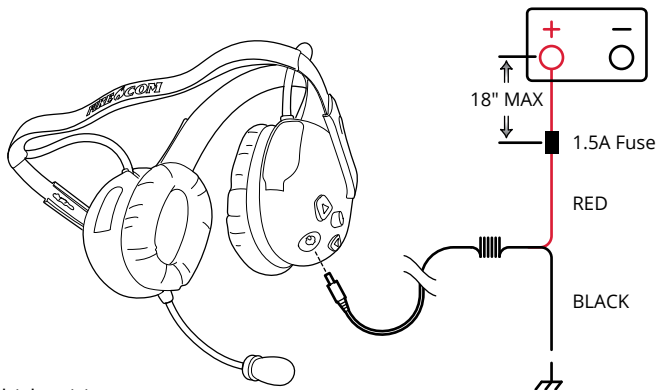
- 3: The status LED flashes green when connection is successful. If it does not, repeat the pairing process.



HEADSET CHARGING



Use only supplied adapter.



Vehicle wiring.

Scan code to access
complete manual or visit
firecom.com/support



www.firecom.com

800-527-0555

17600 SW 65TH Ave
Lake Oswego, OR 97035 USA

© 2023 Firecom Corporation. All Rights Reserved.

The information in this document is subject to change without notice.

No part of this document may be copied or reproduced in any form
without the prior written consent of Firecom Corporation.